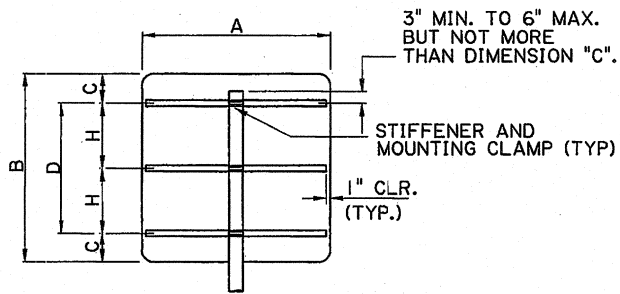
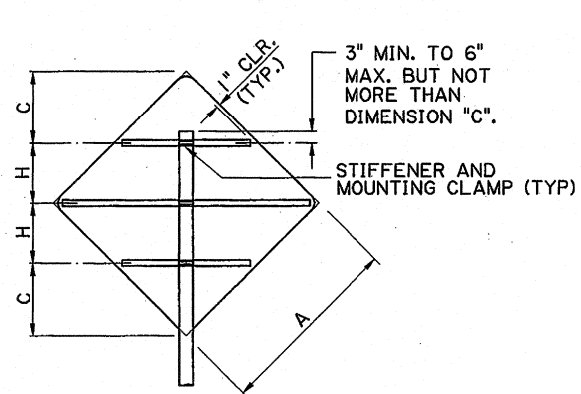


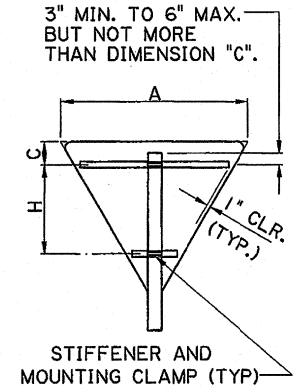
TYPICAL SIGN BACKING DETAIL



SQUARE, RECTANGLE, CIRCLE, OCTAGON AND ROUTE MARKERS



DIAMOND



EQUILATERAL TRIANGLE

GENERAL NOTES

CONSTRUCTION SPECIFICATIONS:

CONSTRUCTION SHALL BE IN ACCORDANCE WITH THE LOUISIANA DEPARTMENT OF TRANSPORTATION AND DEVELOPMENT, STANDARD SPECIFICATIONS FOR ROADS AND BRIDGES LATEST EDITION. EXCEPT AS SUPPLEMENTED OR AMENDED BY THE PLANS, SUPPLEMENTAL SPECIFICATIONS AND/OR SPECIAL PROVISIONS

ALUMINUM:

ALUMINUM EXCEPT SIGN PANELS SHALL CONFORM TO A.S.T.M. B-221, B-308, OR B-429 ALLOY 6061-T6 OR 6063-T6 UNLESS OTHERWISE NOTED. SIGN PANELS SHALL BE .080" THICK ALUMINUM CONFORMING TO A.S.T.M. B-209 ALLOY 5052-H38 OR 6061-T6.

RIVETS:

ALL RIVETS SHALL BE 1/4" DIAMETER BLIND RIVETS WITH POSITIVE MANDREL RETENTION. THE RIVET BODY AND MANDREL SHALL BE ALUMINUM WITH A 1/2" MAXIMUM DIAMETER DOME HEAD. THE RIVETS SHALL HAVE A MINIMUM ULTIMATE TENSILE STRENGTH = 875 LBS.

SIGN SHEETING:

UNLESS OTHERWISE REQUIRED, ALL SIGN MATERIAL SHALL BE TYPE III REFLECTIVE SHEETING. TYPE VIII RETROREFLECTIVE SHEETING WILL BE USED ON STOP SIGNS, YIELD SIGNS, 4-WAY, ALL WAY, DO NOT ENTER, CHEVRONS, NO PASSING ZONE PENNANTS, AND WRONG WAY SIGNS. UNLESS OTHERWISE APPROVED IN WRITING, REFLECTIVE SHEETING SHALL BE APPLIED TO PANELS IN SUCH A MANNER THAT THERE ARE NO HORIZONTAL SPLICES.

SIGN TYPES:

TYPE A = SMALL SIGN WITH ONE POST; TYPE B= CLUSTER ASSEMBLY OF TYPE A SIGNS; TYPE D= LARGE RECTANGULAR SIGN GROUND MOUNTED WITH MULTIPLE POSTS; TYPE E= EXIT NUMBER PANEL; OVERHEAD MOUNTED= LARGE RECTANGULAR SIGN THAT CAN BE TRUSS, CANTILEVER, BUTTERFLY, OR FICA MOUNTED. TYPE D, E, AND OVERHEAD MOUNTED SIGNS ARE NOT INCIDENTAL SO ARE NOT COVERED UNDER THESE DETAILS. DELINEATOR, MILEPOST, AND OBJECT MARKERS ARE NOT COVERED UNDER TRAFFIC SIGNS, SEE STANDARD PLAN HS-03.

BOLTS:

UNLESS NOTED, ALL BOLTS SHALL HAVE A MINIMUM OF 3 THREADS BEYOND THE NUTS. STAINLESS STEEL BOLTS SHALL CONFORM TO A.S.T.M. DESIGNATION A-320, GRADE B8, TYPE 304, CLASS 2, UNLESS OTHERWISE NOTED. STAINLESS STEEL NUTS SHALL CONFORM TO A.S.T.M DESIGNATION A-194 ,GRADE 8, TYPE 304. ALUMINUM BOLTS SHALL CONFORM TO A.S.T.M. F-468 ALLOY 2024-T4 AND ALUMINUM NUT TO A.S.T.M. F-467 ALLOY 6061-T6 OR 6262-T9.

NO BOLTS SHALL BE PLACED THROUGH FACE OF SIGN.

ALL TRACK HEAD BOLTS OR SIG-FIX SQUARE HEAD BOLTS SHALL HAVE HEADS DESIGNED TO FIT AND TRANSMIT LOAD TO BOLT SLOTS IN THE STIFFENER.

FOR SIGN-FIX ALTERNATES, ALL BOLTED ATTACHMENTS SHALL INCORPORATE STAINLESS STEEL 5/16" LIP-LOC BLTS, FLAT WASHERS, AND NYLOC NUTS, UNLESS OTHERWISE NOTED.

SEE SHEET 2 OF 2 FOR ADDITIONAL NOTES AND MOUNTING DETAILS.

SQUARE, RECTANGLE, CIRCLE, OCTAGON AND ROUTE MARKERS

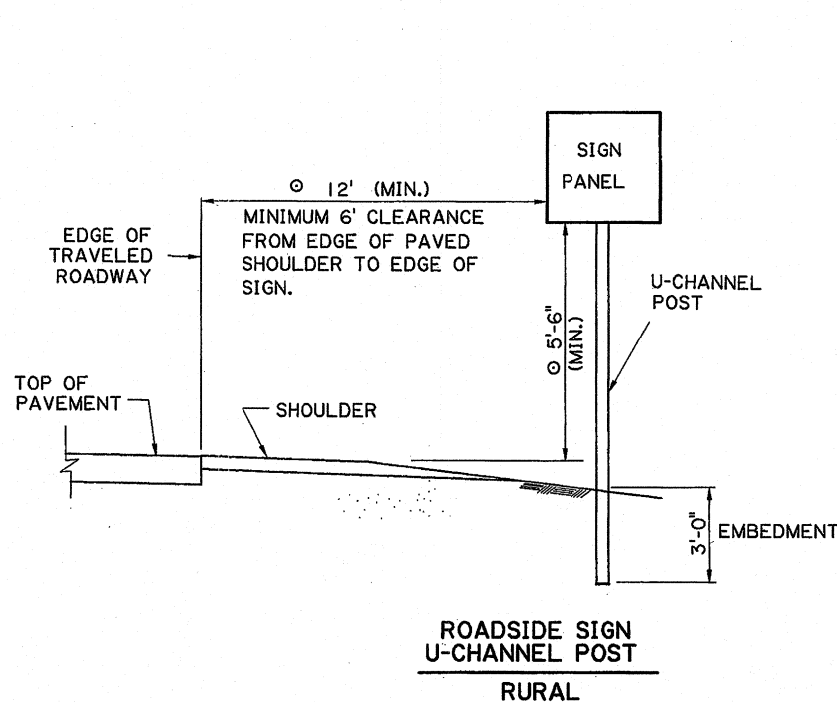
A (IN.)	B (IN.)	C (IN.)	D (IN.)	H (IN.)	STIFFENER
					NUMBER REQUIRED
6	3				1
12	6				1
15	7.5				1
18	9				1
24	6	12			2 WHEN A ≥ 36
30	7.5	15			2 WHEN A ≥ 36
36	7.5	21			2
48	10	28			2
60	9	42	21		3
72	11	6 ^Δ	25		3
84	10.5	6 ^Δ	21		4
48	96	12	6 ^Δ	24	4

Δ LOCATION OF BORDER ANGLE FROM EDGE

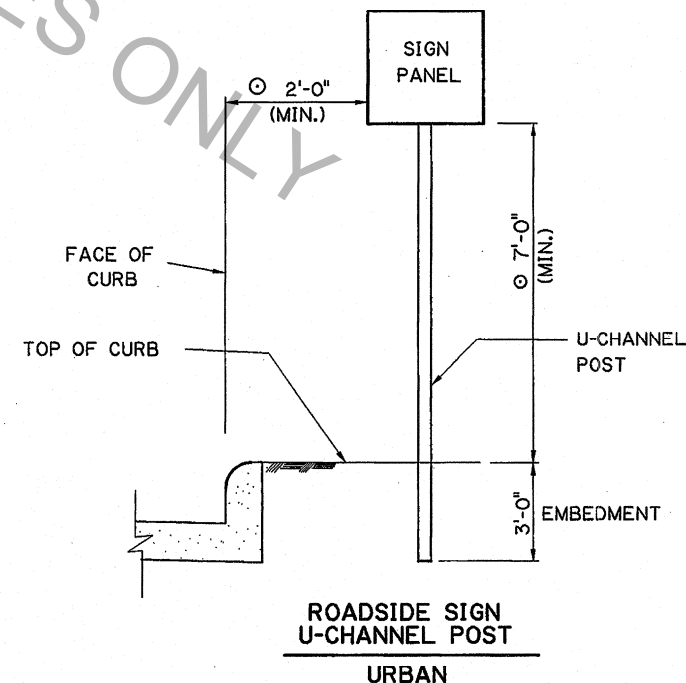
DIAMOND				
A (IN.)	C (IN.)	H (IN.)	STIFFENER	
				NUMBER REQUIRED
24	10	6.97	1	
30	12	9.21	2	
36	14	11.46	2	
48	18.5	15.44	3	
60	22.5	19.93	3	

EQUILATERAL TRIANGLE				
A (IN.)	C (IN.)	H (IN.)	STIFFENER	
				NUMBER REQUIRED
24	8		1	
30	6	10	2	
36	6	12.5	2	
48	6	23	2	
60	6	33.5	2	


TYPE A SIGNS



ROADSIDE SIGN U-CHANNEL POST RURAL



ROADSIDE SIGN U-CHANNEL POST URBAN



INCIDENTAL SIGNS ON U-CHANNEL POSTS

BD.2.7.3.0.1 - U-CHANNEL TRAFFIC SIGNS

BRIDGE AND STRUCTURAL DESIGN

DESIGNED BY: A. ALLEN
 CHECKED BY: E. DANIEL
 FEDERAL PROJECT: JULY, 2000
 STATE PROJECT: 1 OF 2
 DATE: JULY, 2000
 SHEET: 1 OF 2